

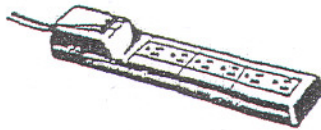
# City of Tucson Gem Show

## Required lighting Connections

The Tucson Fire Code Requires

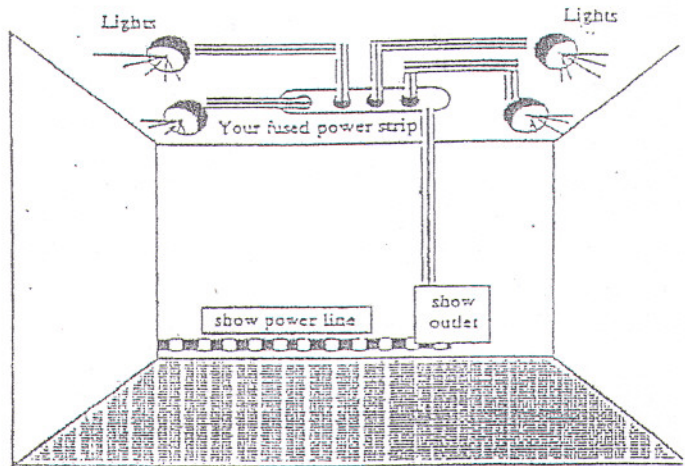
**That ALL EXTENTION CORDS MUST BE OF THE THREE WIRE GROUNDED TYPE!**

You must always use a fused power strip as the destination for all of your extension cords. Place your lights on the display. Plug them into a three wire extension cord or directly into your fused power strip. Never use two wire lightweight extension cords in any area of your booth!



Then fused power strip pictured here can usually be found

for a cost of \$8—\$15 at the local discount hard ware store. Run all of your lights directly into this outlet and then run this outlet into the show main power supply at your booth.



Gem Show Display Booth

*Do not use infrared or outdoor flood lights. Face lights away from your customers eyes. Reflector lamps are the most effective and efficient way to produce the maximum amount of light and still maintaining your wattage limits*



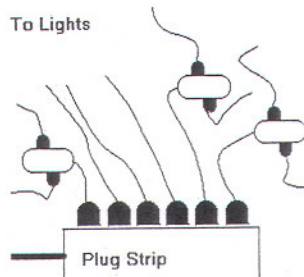
### DON'T DO THIS

NEVER !! Use lightweight extension cords in this manner. It is extremely unsafe and will never pass the Fire Marshall or Electrical Inspector's inspection that will happen before and during the show. Please follow all the information on this page to avoid last minute problems.

If needed, you can run one heavy duty extension cord between the wall outlet and the plug strip. Still **NO** extension cords between the fixtures and the plug strip.

*All fixtures must have an approved listing label on them (Ex: UL, CSA, ect.) and used in accordance with the manufacture's specifications. Bulb sized shall not exceed manufactures maximum allowed limits!*

**NO**  
No Two Wire Extension Cords



\*

### DO THIS

**Yes**

The fused outlet strip can be plugged directly into a wall receptacle or main power supply. The fixtures are then DIRECTLY plugged into the strip. No extension cords between the fixture and the strip. No splices in the cords.

